

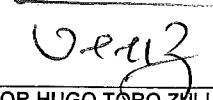


**EJECUCIÓN DE INGRESOS**  
PERIODO : 01 ENERO 2019 - 31 JULIO 2019

| RUBRO   | PPTO INICIAL          | ACUMULADO ADICIONES   | ACUMULADO REDUCCIONES | ACUMULADO TRAS.DEBITOS | ACUMULADO TRAS.CREDITOS | PPTO DEFINITIVO       | VALOR MES INGRESOS    | TOTAL EJECUCIÓN INGRESOS | VARIACIÓN PPTAL       | % EJEC.    |
|---|-----------------------|-----------------------|-----------------------|------------------------|-------------------------|-----------------------|-----------------------|--------------------------|-----------------------|------------|
| <b>4 INGRESOS</b>                                     | <b>52.807.453.421</b> | <b>37.083.075.730</b> | <b>0</b>              | <b>0</b>               | <b>0</b>                | <b>89.890.529.151</b> | <b>13.312.008.564</b> | <b>70.398.990.116</b>    | <b>19.491.539.035</b> | <b>78%</b> |
| 40 DISPONIBILIDAD INICIAL                             | 14.770.316.373        | 8.014.540.597         | 0                     | 0                      | 0                       | 22.784.856.970        | 0                     | 22.784.856.970           | 0                     | 100%       |
| 401 DISPONIBILIDAD INICIAL                            | 14.770.316.373        | 8.014.540.597         | 0                     | 0                      | 0                       | 22.784.856.970        | 0                     | 22.784.856.970           | 0                     | 100%       |
| 401001 Inversiones Temporales                         | 2.995.130.000         | 0                     | 0                     | 0                      | 0                       | 2.995.130.000         | 0                     | 2.995.130.000            | 0                     | 100%       |
| 401002 Bancos   | 11.775.186.373        | 8.014.540.597         | 0                     | 0                      | 0                       | 19.789.726.970        | 0                     | 19.789.726.970           | 0                     | 100%       |
| <b>41 INGRESOS CORRIENTES</b>                         | <b>37.437.137.048</b> | <b>29.068.535.133</b> | <b>0</b>              | <b>0</b>               | <b>0</b>                | <b>66.505.672.181</b> | <b>13.192.478.691</b> | <b>47.210.927.975</b>    | <b>19.294.744.206</b> | <b>71%</b> |
| 411 TASAS   | 13.782.969.234        | 0                     | 0                     | 0                      | 0                       | 13.782.969.234        | 1.227.965.000         | 8.327.960.701            | 5.455.008.533         | 60%        |
| 411004 Tasas de Uso                                   | 13.782.969.234        | 0                     | 0                     | 0                      | 0                       | 13.782.969.234        | 1.227.965.000         | 8.327.960.701            | 5.455.008.533         | 60%        |
| 412 ARRENDAMIENTOS                                    | 7.607.065.529         | 0                     | 0                     | 0                      | 0                       | 7.607.065.529         | 618.937.312           | 4.952.727.817            | 2.654.337.712         | 65%        |
| 412001 Taquillas                                      | 1.629.830.748         | 0                     | 0                     | 0                      | 0                       | 1.629.830.748         | 129.219.674           | 899.974.948              | 729.855.800           | 55%        |
| 412002 Encomiendas                                    | 137.749.344           | 0                     | 0                     | 0                      | 0                       | 137.749.344           | 11.768.126            | 79.371.128               | 58.378.216            | 58%        |
| 412003 Comercio                                       | 4.788.864.972         | 0                     | 0                     | 0                      | 0                       | 4.788.864.972         | 375.812.427           | 2.616.302.179            | 2.172.562.793         | 55%        |
| 412004 Recuperaciones                                 | 1.050.620.465         | 0                     | 0                     | 0                      | 0                       | 1.050.620.465         | 102.137.085           | 1.285.969.571            | -235.349.106          | 122%       |
| 412005 Compensación de Costos y Gastos                | 0                     | 0                     | 0                     | 0                      | 0                       | 0                     | 0                     | 71.109.990               | -71.109.990           | 0%         |
| 413 VENTA DE SERVICIOS                                | 9.505.023.481         | 2.413.701.753         | 0                     | 0                      | 0                       | 11.918.725.234        | 1.628.915.188         | 7.100.586.265            | 4.818.138.969         | 60%        |
| 413001 Comisión Negocios                              | 1.006.082.494         | 2.413.701.753         | 0                     | 0                      | 0                       | 3.419.784.247         | 1.021.312.106         | 2.049.495.605            | 1.370.288.642         | 60%        |
| 413002 Baños  | 3.416.384.444         | 0                     | 0                     | 0                      | 0                       | 3.416.384.444         | 379.546.238           | 2.145.155.535            | 1.271.228.909         | 63%        |
| 413003 Parqueaderos                                   | 2.713.248.359         | 0                     | 0                     | 0                      | 0                       | 2.713.248.359         | 209.493.987           | 1.371.272.647            | 1.341.975.712         | 51%        |
| 413004 Grúas  | 1.277.495.269         | 0                     | 0                     | 0                      | 0                       | 1.277.495.269         | 0                     | 975.355.992              | 302.139.277           | 76%        |
| 413005 Recuperación de Costos y Gastos Aditt Asotrans | 875.923.903           | 0                     | 0                     | 0                      | 0                       | 875.923.903           | 0                     | 412.949.315              | 462.974.588           | 47%        |
| 413006 Otros servicios                                | 215.889.012           | 0                     | 0                     | 0                      | 0                       | 215.889.012           | 18.562.857            | 146.357.171              | 69.531.841            | 68%        |
| 414 SANCIONES   | 119.271.716           | 0                     | 0                     | 0                      | 0                       | 119.271.716           | 5.962.302             | 83.431.418               | 35.840.298            | 70%        |
| 414002 Mora Arriendos                                 | 119.271.716           | 0                     | 0                     | 0                      | 0                       | 119.271.716           | 5.962.302             | 83.431.418               | 35.840.298            | 70%        |
| 416 OTROS INGRESOS NO TRIBUTARIOS                     | 6.422.807.088         | 26.654.833.380        | 0                     | 0                      | 0                       | 33.077.640.468        | 9.710.698.889         | 26.746.221.775           | 6.331.418.693         | 81%        |
| 4160 OTROS CONVENIOS                                  | 6.422.807.088         | 26.654.833.380        | 0                     | 0                      | 0                       | 33.077.640.468        | 9.710.698.889         | 26.746.221.775           | 6.331.418.693         | 81%        |
| 416001 Escaleras Eléctricas                           | 0                     | 1.187.409.025         | 0                     | 0                      | 0                       | 1.187.409.025         | 0                     | 593.704.512              | 593.704.513           | 50%        |
| 416002 Parquímetros, Arrastre y Custodia              | 0                     | 16.976.208.221        | 0                     | 0                      | 0                       | 16.976.208.221        | 4.850.345.206         | 12.125.863.015           | 4.850.345.206         | 71%        |
| 416003 Cable San Sebastian de Palmitas                | 0                     | 1.009.570.622         | 0                     | 0                      | 0                       | 1.009.570.622         | 0                     | 0                        | 1.009.570.622         | 0%         |
| 416007 Encicla  | 6.422.807.088         | 0                     | 0                     | 0                      | 0                       | 6.422.807.088         | 0                     | 6.422.807.088            | 0                     | 100%       |
| 416008 Parque Vial del Rio Medellín                   | 0                     | 1.422.666.242         | 0                     | 0                      | 0                       | 1.422.666.242         | 1.544.867.890         | 1.544.867.890            | -122.201.648          | 109%       |
| 416009 Educación Vial                                 | 0                     | 6.058.979.270         | 0                     | 0                      | 0                       | 6.058.979.270         | 3.315.485.793         | 6.058.979.270            | 0                     | 100%       |
| 42 RECURSO DE CAPITAL                                 | 600.000.000           | 0                     | 0                     | 0                      | 0                       | 600.000.000           | 119.529.873           | 403.205.171              | 196.794.829           | 67%        |
| 422 INGRESOS FINANCIEROS                              | 600.000.000           | 0                     | 0                     | 0                      | 0                       | 600.000.000           | 119.529.873           | 403.205.171              | 196.794.829           | 67%        |
| 422001 Rendimientos Financieros                       | 600.000.000           | 0                     | 0                     | 0                      | 0                       | 600.000.000           | 119.529.873           | 403.205.171              | 196.794.829           | 67%        |
| <b>TOTAL INGRESOS</b>                                 | <b>52.807.453.421</b> | <b>37.083.075.730</b> | <b>0</b>              | <b>0</b>               | <b>0</b>                | <b>89.890.529.151</b> | <b>13.312.008.564</b> | <b>70.398.990.116</b>    | <b>19.491.539.035</b> | <b>78%</b> |

  
CARLOS MARIO HENAO VELEZ  
Subgerente Financiero y Comercial

  
LUÍS FERNANDO CANO MUÑOZ  
Profesional Especializado Contador

  
VÍCTOR HUGO TORO ZULUAGA  
Técnico Administrativo Presupuestos