

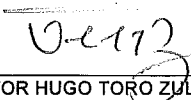


**EJECUCIÓN DE INGRESOS**  
PERIODO : 01 ENERO 2019 - 30 SEPTIEMBRE 2019

RUBRO	PPTO INICIAL	ACUMULADO ADICIONES	ACUMULADO REDUCCIONES	ACUMULADO TRAS.DEBITOS	ACUMULADO TRAS.CREDITOS	PPTO DEFINITIVO	VALOR MES INGRESOS	TOTAL EJECUCIÓN INGRESOS	VARIACIÓN PPTAL	% EJEC.	
<b>4</b>	<b>INGRESOS</b>	<b>52.807.453.421</b>	<b>40.024.019.260</b>	<b>0</b>	<b>0</b>	<b>0</b>	<b>92.831.472.681</b>	<b>3.074.732.541</b>	<b>76.980.077.184</b>	<b>15.851.395.497</b>	<b>83%</b>
<b>40</b>	<b>DISPONIBILIDAD INICIAL</b>	<b>14.770.316.373</b>	<b>8.014.540.597</b>	<b>0</b>	<b>0</b>	<b>0</b>	<b>22.784.856.970</b>	<b>0</b>	<b>22.784.856.970</b>	<b>0</b>	<b>100%</b>
<b>401</b>	<b>DISPONIBILIDAD INICIAL</b>	<b>14.770.316.373</b>	<b>8.014.540.597</b>	<b>0</b>	<b>0</b>	<b>0</b>	<b>22.784.856.970</b>	<b>0</b>	<b>22.784.856.970</b>	<b>0</b>	<b>100%</b>
401001	Inversiones Temporales	2.995.130.000	0	0	0	0	2.995.130.000	0	2.995.130.000	0	100%
401002	Bancos	11.775.186.373	8.014.540.597	0	0	0	19.789.726.970	0	19.789.726.970	0	100%
<b>41</b>	<b>INGRESOS CORRIENTES</b>	<b>37.437.137.048</b>	<b>32.009.478.663</b>	<b>0</b>	<b>0</b>	<b>0</b>	<b>69.446.615.711</b>	<b>3.021.481.285</b>	<b>53.738.763.787</b>	<b>15.707.851.924</b>	<b>77%</b>
<b>411</b>	<b>TASAS</b>	<b>13.782.969.234</b>	<b>0</b>	<b>0</b>	<b>0</b>	<b>0</b>	<b>13.782.969.234</b>	<b>1.131.341.200</b>	<b>10.675.512.901</b>	<b>3.107.456.333</b>	<b>77%</b>
411004	Tasas de Uso	13.782.969.234	0	0	0	0	13.782.969.234	1.131.341.200	10.675.512.901	3.107.456.333	77%
<b>412</b>	<b>ARRENDAMIENTOS</b>	<b>7.607.065.529</b>	<b>0</b>	<b>0</b>	<b>0</b>	<b>0</b>	<b>7.607.065.529</b>	<b>733.716.186</b>	<b>6.268.525.172</b>	<b>1.338.540.357</b>	<b>82%</b>
412001	Taquillas	1.629.830.748	0	0	0	0	1.629.830.748	129.578.613	1.149.427.722	480.403.026	71%
412002	Encomiendas	137.749.344	0	0	0	0	137.749.344	11.352.018	101.491.112	36.258.232	74%
412003	Comercio	4.788.864.972	0	0	0	0	4.788.864.972	410.926.504	3.369.352.890	1.419.512.082	70%
412004	Recuperaciones	1.050.620.465	0	0	0	0	1.050.620.465	181.859.051	1.577.143.458	-526.522.993	150%
412005	Compensación de Costos y Gastos	0	0	0	0	0	0	71.109.990	-71.109.990	0	0%
<b>413</b>	<b>VENTA DE SERVICIOS</b>	<b>9.505.023.481</b>	<b>2.618.654.346</b>	<b>0</b>	<b>0</b>	<b>0</b>	<b>12.123.677.827</b>	<b>1.151.499.773</b>	<b>8.943.101.284</b>	<b>3.180.576.543</b>	<b>74%</b>
413001	Comisión Negocios	1.006.082.494	2.618.654.346	0	0	0	3.624.736.840	209.967.562	2.307.759.965	1.316.976.875	64%
413002	Baños	3.416.384.444	0	0	0	0	3.416.384.444	329.113.151	2.773.757.974	642.626.470	81%
413003	Parqueaderos	2.713.248.359	0	0	0	0	2.713.248.359	241.047.202	1.850.369.665	862.878.694	68%
413004	Grúas	1.277.495.269	0	0	0	0	1.277.495.269	352.809.001	1.414.781.480	-137.286.211	111%
413005	Recuperación de Costos y Gastos Aditt Asotrans	875.923.903	0	0	0	0	875.923.903	0	412.949.315	462.974.588	47%
413006	Otros servicios	215.889.012	0	0	0	0	215.889.012	18.562.857	183.482.885	32.406.127	85%
<b>414</b>	<b>SANCIONES</b>	<b>119.271.716</b>	<b>0</b>	<b>0</b>	<b>0</b>	<b>0</b>	<b>119.271.716</b>	<b>4.924.126</b>	<b>95.832.033</b>	<b>23.439.683</b>	<b>80%</b>
414002	Mora Arriendos	119.271.716	0	0	0	0	119.271.716	4.924.126	95.832.033	23.439.683	80%
<b>416</b>	<b>OTROS INGRESOS NO TRIBUTARIOS</b>	<b>6.422.807.088</b>	<b>29.390.824.317</b>	<b>0</b>	<b>0</b>	<b>0</b>	<b>35.813.631.405</b>	<b>0</b>	<b>27.755.792.397</b>	<b>8.057.839.008</b>	<b>78%</b>
<b>4160</b>	<b>OTROS CONVENIOS</b>	<b>6.422.807.088</b>	<b>29.390.824.317</b>	<b>0</b>	<b>0</b>	<b>0</b>	<b>35.813.631.405</b>	<b>0</b>	<b>27.755.792.397</b>	<b>8.057.839.008</b>	<b>78%</b>
416001	Escaleras Eléctricas	0	1.187.409.025	0	0	0	1.187.409.025	0	593.704.512	593.704.513	50%
416002	Parquímetros, Arrastre y Custodia	0	19.712.199.158	0	0	0	19.712.199.158	0	12.125.863.015	7.586.336.143	62%
416003	Cable San Sebastian de Palmitas	0	1.009.570.622	0	0	0	1.009.570.622	0	1.009.570.622	0	100%
416007	Encicla	6.422.807.088	0	0	0	0	6.422.807.088	0	6.422.807.088	0	100%
416008	Parque Vial del Rio Medellín	0	1.422.666.242	0	0	0	1.422.666.242	0	1.544.867.890	-122.201.648	109%
416009	Educación Vial	0	6.058.979.270	0	0	0	6.058.979.270	0	6.058.979.270	0	100%
<b>42</b>	<b>RECURSO DE CAPITAL</b>	<b>600.000.000</b>	<b>0</b>	<b>0</b>	<b>0</b>	<b>0</b>	<b>600.000.000</b>	<b>53.251.256</b>	<b>456.456.427</b>	<b>143.543.573</b>	<b>76%</b>
<b>422</b>	<b>INGRESOS FINANCIEROS</b>	<b>600.000.000</b>	<b>0</b>	<b>0</b>	<b>0</b>	<b>0</b>	<b>600.000.000</b>	<b>53.251.256</b>	<b>456.456.427</b>	<b>143.543.573</b>	<b>76%</b>
422001	Rendimientos Financieros	600.000.000	0	0	0	0	600.000.000	53.251.256	456.456.427	143.543.573	76%
<b>TOTAL INGRESOS</b>		<b>52.807.453.421</b>	<b>40.024.019.260</b>	<b>0</b>	<b>0</b>	<b>0</b>	<b>92.831.472.681</b>	<b>3.074.732.541</b>	<b>76.980.077.184</b>	<b>15.851.395.497</b>	<b>83%</b>

  
CARLOS MARIO HENAO VÉLEZ  
Subgerente Financiero y Comercial

  
LUÍS FERNANDO CANO MUÑOZ  
Profesional Especializado Contador

  
VÍCTOR HUGO TORO ZULUAGA  
Técnico Administrativo Presupuestos